

Signify Classified - Internal
Cooper Lighting Solutions Photometric Lab
1121 Highway 74 South
Peachtree City, GA 30269



Scaled data based on original data using
LM-79-08 Approved Method: Electrical and Photometric Measurements of Solid-
State Lighting Products

Test Report Prepared for
Cooper Lighting Solutions
(formerly Eaton)

Brand: STREETWORKS

Report Number: P869879

Luminaire Tested: **MEM2-HTN-SA-40-840-U-T2R-HSS**

Issue Date: 08/21/2024



Test Information

Test Method: LM-79-08
Report Number: P869879
Test Lab: INNOVATION CENTER(G3)
Issue Date: 08/21/2024
Manufacturer: COOPER LIGHTING SOLUTIONS (FORMERLY EATON)
Product Line: STREETWORKS
Catalog Number: MEM2-HTN-SA-40-840-U-T2R-HSS
Description: EPIC MODERN TALL HOUSING DISCRETE LED ARRAYS 40W 80CRI 4000K
FIXTURE w/ TYPE II ROADWAY DISTRIBUTION OPTIC AND HOUSE SIDE SHIELD
Light Source: (10) 4000K CCT, 80 CRI LEDS
Ballast/Driver: ELECTRONIC DRIVER

Summary

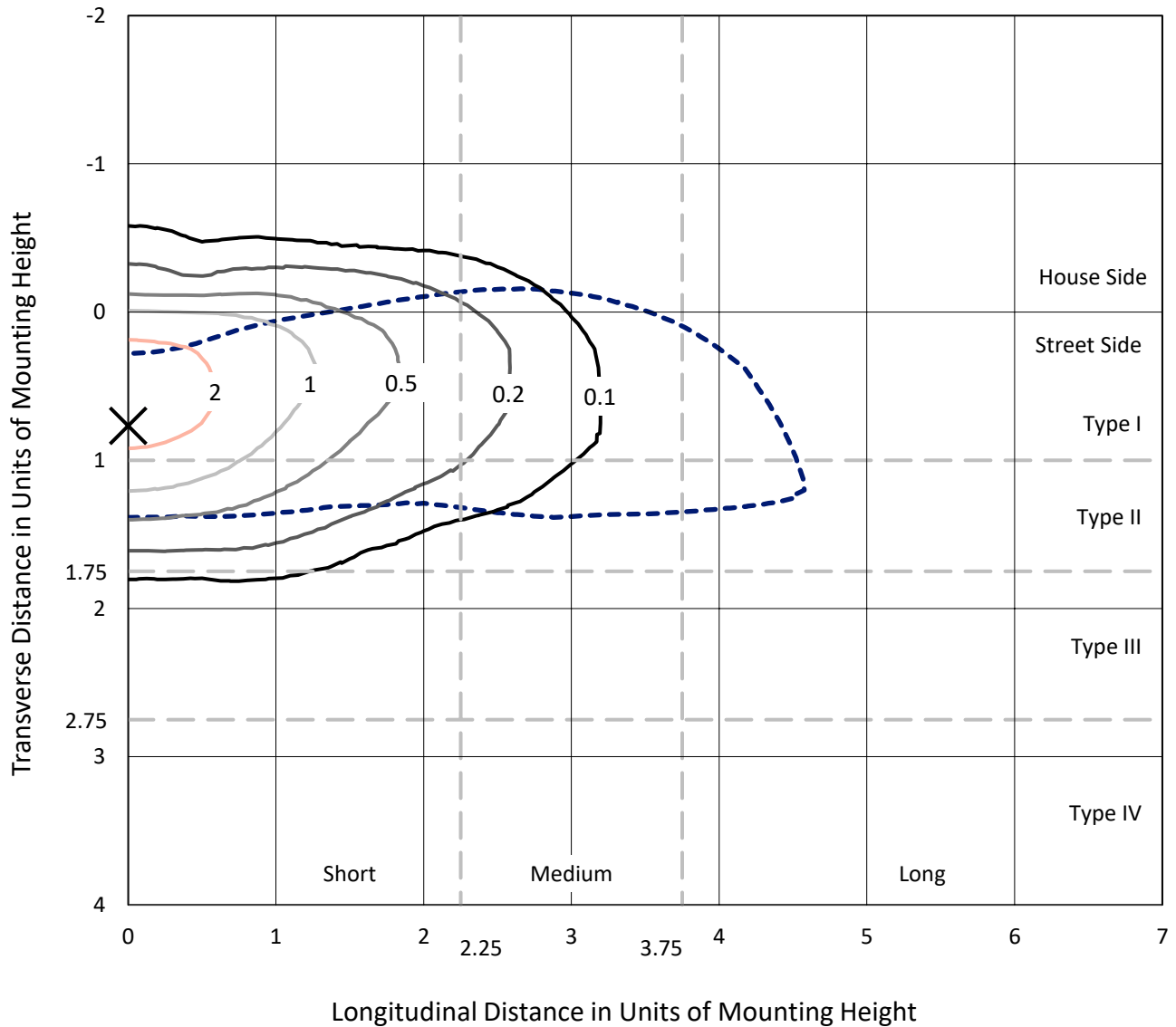
Lumens per Lamp: N/A
Luminaire Lumens: 3361.3 lumens
Efficiency: N/A
Efficacy: 102.5 lumens/watt
Luminous Opening: Rectangular (W 0.33' x L: 0.33' x H: 0')
IES Classification: Type II - Short
BUG Rating: B1 - U0 - G1

Input Watts (W): 32.8
Input Voltage (V): 120
Input Current (A_{in}): NR
Voltage Rise (V): NR
Power Factor: 0.99
Total Harmonic Distortion (THDi): 9.76%
Frequency (hertz): 60
Stabilization Time: NR
Operation Time: NR
Ambient Temperature (°C): NR
Test Distance: 24 FT

REPORT NUMBER: P869879
 CATALOG NUMBER: MEM2-HTN-SA-40-840-U-T2R-HSS

Iso-Footcandle Lines of Horizontal Illumination

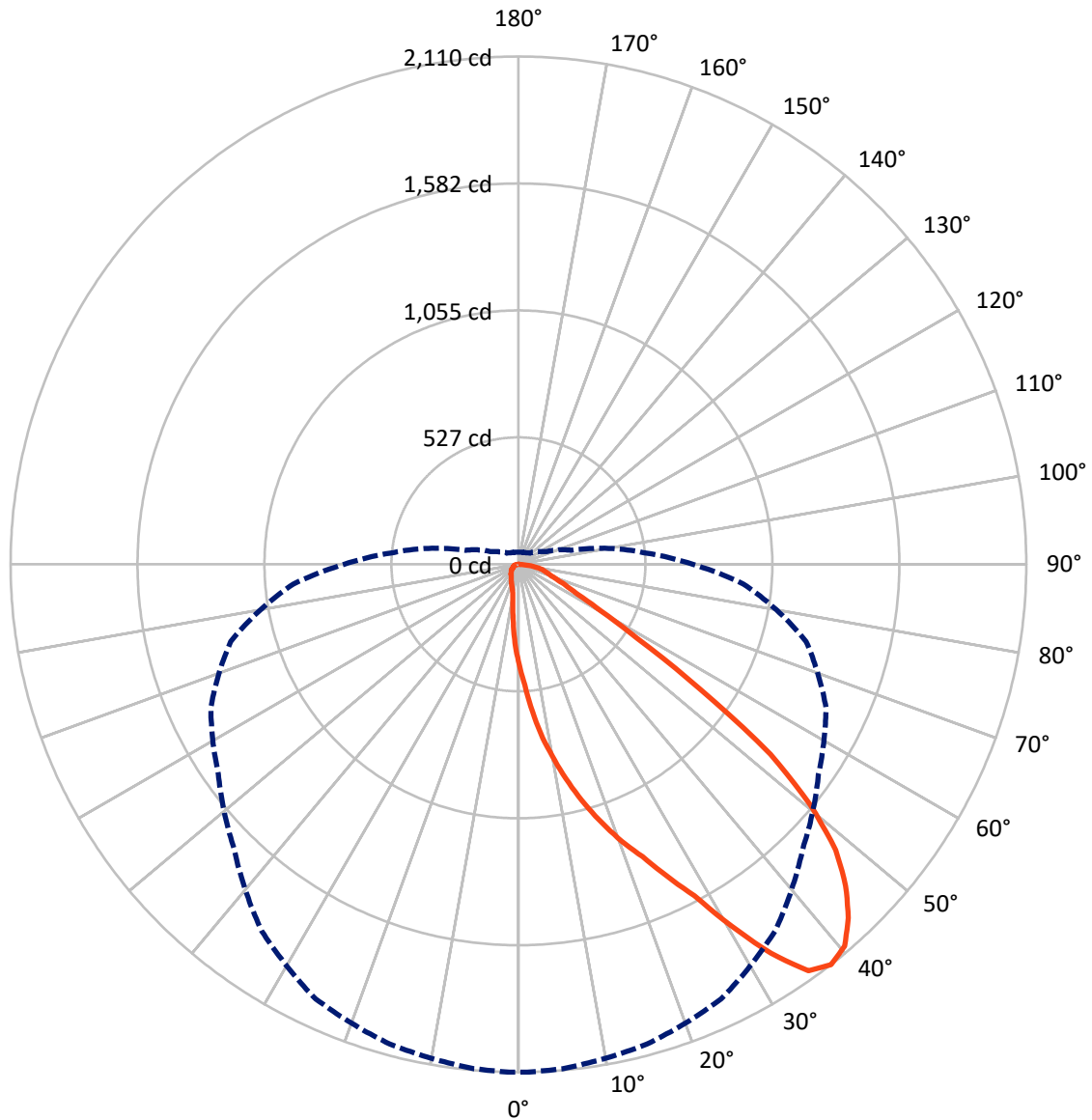
× Max cd
 - - - 1/2 Max cd



Based on 20 foot mounting height. Maximum calculated value = 2.9 fc
 Type II - Short - N/A

REPORT NUMBER: P869879
CATALOG NUMBER: MEM2-HTN-SA-40-840-U-T2R-HSS

Luminous Intensity Polar Plot



— Vertical Plane Through 0-Deg Lateral - - - Horizontal Cone Through 37.5-Deg Vertical

REPORT NUMBER: P869879

CATALOG NUMBER: MEM2-HTN-SA-40-840-U-T2R-HSS

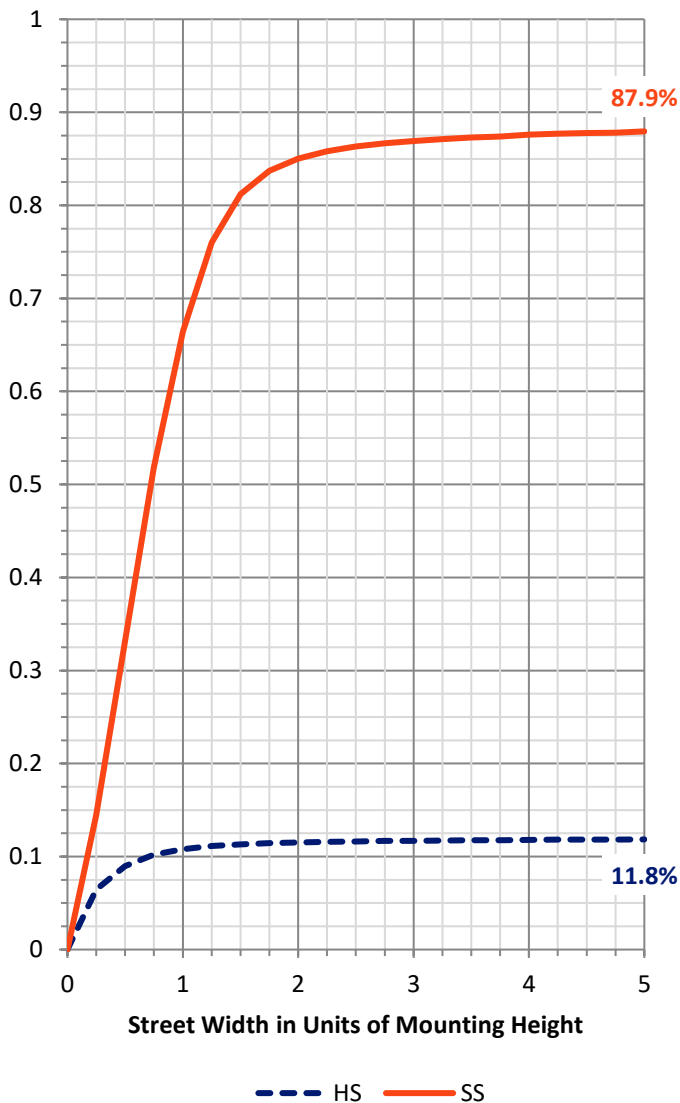
FLUX DISTRIBUTION:

		Downward	Upward	Total
House Side	Lumens	400.9	0.0	400.9
	% Fixture	11.9	0.0	11.9
Street Side	Lumens	2960.4	0.0	2960.4
	% Fixture	88.1	0.0	88.1
Total	Lumens	3361.3	0.0	3361.3
	% Fixture	100.0	0.0	100.0

ZONAL LUMENS:

Zone	Lumens	% Fixture
0°-10°	41.8	1.2
10°-20°	146.1	4.3
20°-30°	301.4	9.0
30°-40°	530.3	15.8
40°-50°	720.0	21.4
50°-60°	713.4	21.2
60°-70°	549.2	16.3
70°-80°	318.7	9.5
80°-90°	40.5	1.2
90°-100°	0.0	0.0
100°-110°	0.0	0.0
110°-120°	0.0	0.0
120°-130°	0.0	0.0
130°-140°	0.0	0.0
140°-150°	0.0	0.0
150°-160°	0.0	0.0
160°-170°	0.0	0.0
170°-180°	0.0	0.0
0°-90°	3361.3	100.0
0°-180°	3361.3	100.0

Coefficient of Utilization



REPORT NUMBER: P869879

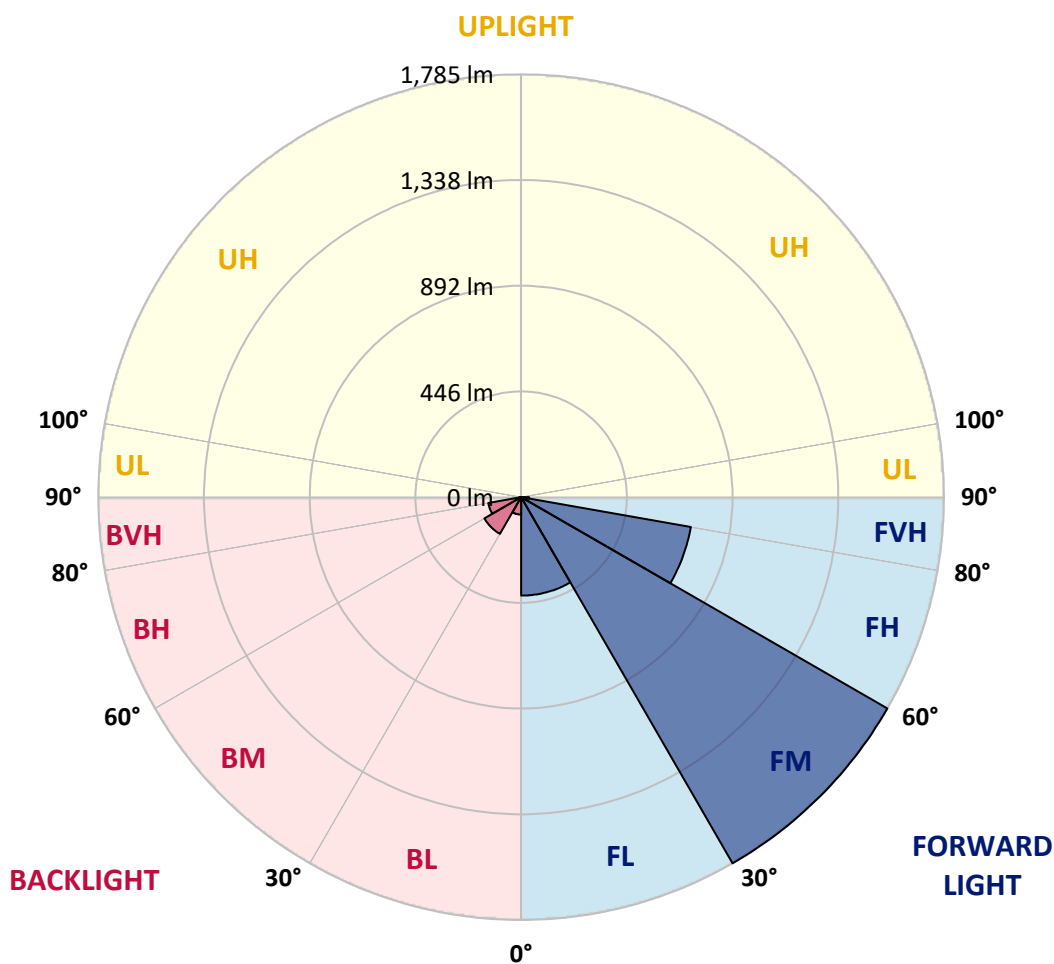
CATALOG NUMBER: MEM2-HTN-SA-40-840-U-T2R-HSS

LUMINAIRE CLASSIFICATION SYSTEM LUMEN TABLE AND BUG RATING:

Zone	Lumens	% Fixture	Zone Rating/Lumen Limit		
			B	U	G
FL (0°-30°)	415.5	12.4			
FM (30°-60°)	1784.6	53.1			
FH (60°-80°)	727.2	21.6			G1/1800
FVH (80°-90°)	33.1	1.0			G1/100
BL (0°-30°)	73.7	2.2	B0/110		
BM (30°-60°)	179.1	5.3	B0/220		
BH (60°-80°)	140.7	4.2	B1/500		G1/500
BVH (80°-90°)	7.5	0.2			G0/10
UL (90°-100°)	0.0	0.0		U0/0	
UH (100°-180°)	0.0	0.0		U0/0	

BUG Rating: B1-U0-G1

Type II Short





REPORT NUMBER: P869879

CATALOG NUMBER: MEM2-HTN-SA-40-840-U-T2R-HSS

CANDELA DISTRIBUTION (FULL):

	0°	1°	5°	15°	25°	35°	45°	55°	65°	75°	85°
0°	416.5	416.5	416.5	416.5	416.5	416.5	416.5	416.5	416.5	416.5	416.5
2.5°	501.9	509.4	503.8	499.1	492.5	485.9	476.5	466.2	453.1	437.1	423.1
5°	615.4	619.1	617.3	614.4	593.8	574.1	554.4	530.0	496.2	466.2	434.3
7.5°	728.9	727.0	722.3	713.9	695.1	672.6	637.0	596.6	548.8	496.2	446.5
10°	828.3	831.1	827.4	814.3	790.8	759.8	716.7	670.7	606.0	532.8	463.4
12.5°	932.5	934.3	934.3	906.2	890.2	842.4	796.4	734.5	662.3	577.9	483.1
15°	1034.7	1031.0	1031.0	1012.2	984.1	930.6	879.0	803.9	722.3	620.1	505.6
17.5°	1132.3	1134.1	1125.7	1105.1	1077.9	1026.3	962.5	879.9	781.4	670.7	529.1
20°	1228.9	1223.3	1219.5	1198.9	1169.8	1108.8	1047.8	954.0	850.8	728.0	561.9
22.5°	1318.9	1321.8	1312.4	1279.5	1252.3	1197.0	1127.6	1041.3	924.0	785.2	597.6
25°	1435.3	1425.9	1434.3	1394.9	1352.7	1287.1	1208.3	1122.9	1003.8	855.5	641.7
27.5°	1559.1	1564.7	1560.0	1516.9	1459.7	1371.5	1288.9	1197.9	1084.4	922.1	691.4
30°	1743.9	1741.1	1742.0	1677.3	1582.6	1477.5	1376.2	1276.7	1165.1	1003.8	749.5
32.5°	1926.8	1937.1	1911.8	1854.6	1745.8	1587.2	1463.4	1352.7	1243.0	1074.1	808.6
35°	2074.1	2071.3	2061.0	1997.2	1889.3	1735.5	1562.9	1437.1	1325.5	1160.4	874.3
37.5°	2109.8	2109.8	2103.2	2063.8	1992.5	1859.3	1670.7	1521.6	1409.9	1237.3	938.1
40°	2086.3	2081.6	2077.9	2051.6	2013.1	1934.3	1784.2	1608.8	1500.0	1336.8	1008.4
42.5°	2009.4	2010.3	2005.6	1990.6	1970.0	1940.0	1854.6	1701.7	1588.2	1430.6	1077.9
45°	1906.2	1908.1	1902.4	1900.6	1890.2	1890.2	1870.5	1774.9	1671.7	1526.3	1153.8
47.5°	1773.9	1773.0	1770.2	1765.5	1786.1	1808.6	1826.5	1816.1	1745.8	1629.5	1222.3
50°	1572.2	1570.4	1578.8	1602.3	1652.9	1702.6	1755.2	1803.9	1799.2	1725.1	1304.9
52.5°	1310.5	1298.3	1307.7	1379.9	1484.1	1594.7	1668.9	1745.8	1826.5	1826.5	1386.5
55°	916.5	926.8	932.5	1038.5	1243.9	1434.3	1564.7	1664.2	1816.1	1907.1	1476.5
57.5°	583.5	587.2	604.1	718.6	959.7	1197.9	1428.7	1591.9	1777.7	1974.7	1566.6
60°	393.1	379.9	393.1	458.7	690.4	940.0	1228.9	1500.9	1722.3	2023.5	1666.0
62.5°	277.7	276.7	280.5	318.9	492.5	706.4	978.4	1378.0	1678.2	2026.3	1740.1
65°	224.2	217.6	220.5	242.0	330.2	517.8	717.6	1155.7	1638.8	1976.5	1776.7
67.5°	180.1	177.3	179.2	193.2	247.7	389.3	505.6	879.0	1555.3	1892.1	1756.1
70°	147.3	148.2	149.2	163.2	197.0	294.6	361.2	603.2	1377.1	1796.4	1663.2
72.5°	127.6	127.6	128.5	137.9	165.1	233.6	273.0	392.1	1114.4	1693.2	1492.5
75°	112.6	112.6	112.6	121.0	140.7	187.6	212.0	268.3	800.2	1501.9	1234.5
77.5°	97.6	98.5	98.5	106.0	121.0	146.3	163.2	185.7	510.3	1160.4	934.3
80°	75.0	75.0	76.0	84.4	103.2	114.4	120.1	131.3	268.3	728.9	592.9
82.5°	52.5	53.5	53.5	54.4	69.4	70.4	64.7	65.7	97.6	242.0	225.1
85°	5.6	6.6	7.5	7.5	12.2	15.0	15.9	15.0	15.9	28.1	28.1
87.5°	0.0	0.0	0.0	0.0	0.9	1.9	1.9	2.8	2.8	2.8	2.8
90°	0.0	0.0	0.0	0.0	0.0	0.0	0.0	0.0	0.0	0.0	0.0



REPORT NUMBER: P869879

CATALOG NUMBER: MEM2-HTN-SA-40-840-U-T2R-HSS

CANDELA DISTRIBUTION (continued):

	90°	95°	105°	115°	125°	135°	145°	155°	165°	175°	180°
0°	416.5	416.5	416.5	416.5	416.5	416.5	416.5	416.5	416.5	416.5	416.5
2.5°	415.6	409.0	394.9	382.7	371.5	362.1	355.5	347.1	340.5	340.5	344.3
5°	418.4	403.4	374.3	347.1	325.5	304.9	286.1	273.9	264.5	258.9	258.9
7.5°	422.1	399.6	355.5	314.3	280.5	247.7	218.6	204.5	190.4	185.7	186.7
10°	429.6	397.7	338.6	285.2	234.5	193.2	165.1	150.1	142.6	138.8	138.8
12.5°	438.1	397.7	320.8	252.3	193.2	151.0	134.1	122.9	119.1	117.3	115.4
15°	449.3	399.6	305.8	217.6	157.6	127.6	115.4	108.8	105.1	103.2	103.2
17.5°	462.5	401.5	289.9	189.5	134.1	112.6	103.2	98.5	94.7	92.9	92.9
20°	479.4	406.2	273.9	164.2	117.3	103.2	94.7	90.1	86.3	85.4	84.4
22.5°	500.0	413.7	258.0	143.5	106.0	93.8	86.3	82.6	79.7	77.9	77.9
25°	524.4	423.1	245.8	128.5	97.6	87.2	80.7	76.0	73.2	72.2	72.2
27.5°	558.2	439.0	233.6	117.3	91.0	80.7	74.1	70.4	67.5	66.6	65.7
30°	590.1	458.7	228.0	114.4	86.3	75.0	70.4	65.7	62.9	61.9	61.0
32.5°	631.3	481.2	224.2	114.4	84.4	71.3	65.7	61.9	59.1	58.2	57.2
35°	675.4	507.5	224.2	118.2	85.4	68.5	61.9	58.2	55.3	53.5	53.5
37.5°	723.3	533.8	226.1	123.8	88.2	66.6	58.2	54.4	51.6	50.7	50.7
40°	773.9	569.4	229.8	128.5	91.0	65.7	54.4	51.6	48.8	46.9	46.9
42.5°	820.8	597.6	236.4	134.1	92.9	64.7	51.6	48.8	46.0	45.0	45.0
45°	875.2	628.5	242.0	137.9	92.9	61.9	48.8	46.0	44.1	43.2	42.2
47.5°	918.4	653.8	244.8	139.8	91.0	59.1	46.0	44.1	42.2	40.3	41.3
50°	970.9	681.1	249.5	140.7	87.2	55.3	44.1	41.3	39.4	38.5	38.5
52.5°	1021.6	708.3	253.3	138.8	82.6	50.7	41.3	39.4	37.5	35.6	35.6
55°	1081.6	738.3	258.9	136.0	75.0	46.0	38.5	36.6	33.8	32.8	31.9
57.5°	1150.1	777.7	263.6	130.4	65.7	41.3	36.6	33.8	30.0	28.1	28.1
60°	1212.9	822.7	267.4	116.3	57.2	38.5	33.8	31.0	27.2	26.3	26.3
62.5°	1280.5	869.6	267.4	91.9	48.8	34.7	31.9	29.1	25.3	24.4	24.4
65°	1327.4	911.8	258.9	68.5	41.3	32.8	31.0	27.2	23.5	22.5	22.5
67.5°	1340.5	938.1	235.5	48.8	35.6	31.0	29.1	25.3	22.5	20.6	20.6
70°	1298.3	917.4	192.3	37.5	31.0	28.1	26.3	23.5	20.6	19.7	19.7
72.5°	1177.3	838.6	143.5	31.9	27.2	26.3	24.4	21.6	19.7	18.8	18.8
75°	985.9	697.0	101.3	28.1	25.3	23.5	21.6	19.7	17.8	17.8	17.8
77.5°	746.7	503.8	62.9	25.3	21.6	21.6	19.7	17.8	16.9	15.9	15.9
80°	482.2	318.0	35.6	17.8	15.0	15.9	14.1	12.2	12.2	11.3	11.3
82.5°	204.5	125.7	18.8	10.3	7.5	6.6	4.7	4.7	3.8	3.8	3.8
85°	20.6	7.5	3.8	2.8	2.8	1.9	1.9	1.9	1.9	0.9	0.9
87.5°	2.8	2.8	2.8	1.9	1.9	1.9	0.9	0.9	0.9	0.9	0.9
90°	0.0	0.0	0.0	0.0	0.0	0.0	0.0	0.0	0.0	0.0	0.0

Cooper Lighting Solutions Photometric Lab
1121 Highway 74 South
Peachtree City, GA 30269



LM-79-2019: Approved Method: Electrical and Photometric Measurements of Solid-State Lighting Products

Report Prepared for

Cooper Lighting Solutions

Streetworks

Report Number: SP1-2407-157-8

Test Date: 09/05/2024

Luminaire Tested: MEM2-HTN-SA-40-840-U-5WQ

Data in this report applies to families of products including MEM2-HTN-SA-40-840-U-5WQ

Test Information

Test Method: LM-79-2019
 Report Number: SP1-2407-157-8
 Test Lab: COOPER LIGHTING SOLUTIONS
 Photometer: SP1 - 76IN SPHERE
 Measurement Geometry: 4π
 Issue Date: 09/05/2024
 Manufacturer: COOPER LIGHTING SOLUTIONS
 Product Line: Streetworks
 Catalog Number: **MEM2-HTN-SA-40-840-U-5WQ**
 Description: Epic Modern Light Square 40W 5WQ Optic

Spectral Parameters

CCT (K): 3996
 CIE u': 0.2245
 CIE v': 0.5031
 Duv: 0.0012
 CIE x: 0.3815
 CIE y: 0.3799
 CIE z: 0.2386
 Peak Wavelength (nm): 449
 Dominant Wavelength (nm): 578
 Purity: 28.49233
 Rf: 82.6
 Rg: 95.1

CRI (Ra):	80.6		
R1:	78.1	R9:	-5.8
R2:	87.1	R10:	70.3
R3:	94.5	R11:	78.7
R4:	79.7	R12:	60.5
R5:	78.7	R13:	80.2
R6:	82.7	R14:	97.2
R7:	84.3	R15:	70.6
R8:	59.5		



Test Conditions

Stabilization Time: 29M
 Operation Time: 1H 29M
 Sphere Temperature (°C): 24.3

REPORT NUMBER: SP1-2407-157-8

Measurement and Test Equipment			
Instrument	Identification Number	Calibration Date	Calibration Due Date
Photometer	IN0058	6/18/2024	12/18/2024
Power Meter	INXT2011004	2/8/2024	2/8/2025
AC Power Source	IN0063	10/24/2023	10/24/2024
DC Power Source	IN0208	10/24/2023	10/24/2024
Sphere Thermometer	IN0085	10/24/2023	10/24/2024
Room Thermometer	IN0046	10/24/2023	10/24/2024

REPORT NUMBER: SP1-2407-157-8

CIE 1931 Chromaticity Diagram



CIE 1931 Chromaticity Diagram with 2017 ANSI 7-Step and 4-Step Quadrangles



Point lies inside the ANSI 4000K 4-step quadrangle

REPORT NUMBER: SP1-2407-157-8

Photopic Flux vs. Wavelength



Photopic Lumens: NR

λ (nm)	Power W [^] /nm	Lumens (ϕ /nm)	λ (nm)	Power W [^] /nm	Lumens (ϕ /nm)	λ (nm)	Power W [^] /nm	Lumens (ϕ /nm)	λ (nm)	Power W [^] /nm	Lumens (ϕ /nm)	λ (nm)	Power W [^] /nm	Lumens (ϕ /nm)
360	0	NR	490	289	NR	620	725	NR	750	17	NR	880	0	NR
365	0	NR	495	351	NR	625	673	NR	755	15	NR	885	0	NR
370	0	NR	500	414	NR	630	619	NR	760	13	NR	890	0	NR
375	0	NR	505	470	NR	635	562	NR	765	11	NR	895	0	NR
380	0	NR	510	513	NR	640	506	NR	770	9	NR	900	0	NR
385	0	NR	515	546	NR	645	452	NR	775	8	NR	905	0	NR
390	0	NR	520	571	NR	650	400	NR	780	7	NR	910	0	NR
395	1	NR	525	592	NR	655	352	NR	785	6	NR	915	0	NR
400	3	NR	530	606	NR	660	307	NR	790	5	NR	920	0	NR
405	6	NR	535	624	NR	665	267	NR	795	4	NR	925	0	NR
410	12	NR	540	642	NR	670	231	NR	800	4	NR	930	0	NR
415	22	NR	545	663	NR	675	199	NR	805	3	NR	935	0	NR
420	44	NR	550	686	NR	680	171	NR	810	3	NR	940	0	NR
425	83	NR	555	713	NR	685	146	NR	815	2	NR	945	0	NR
430	150	NR	560	745	NR	690	125	NR	820	2	NR	950	0	NR
435	267	NR	565	774	NR	695	106	NR	825	2	NR	955	0	NR
440	466	NR	570	806	NR	700	90	NR	830	1	NR	960	0	NR
445	804	NR	575	835	NR	705	76	NR	835	1	NR	965	0	NR
450	1000	NR	580	858	NR	710	65	NR	840	1	NR	970	0	NR
455	715	NR	585	875	NR	715	55	NR	845	1	NR	975	0	NR
460	492	NR	590	884	NR	720	47	NR	850	1	NR	980	0	NR
465	402	NR	595	880	NR	725	40	NR	855	1	NR	985	0	NR
470	288	NR	600	868	NR	730	34	NR	860	1	NR	990	0	NR
475	226	NR	605	844	NR	735	28	NR	865	1	NR	995	0	NR
480	227	NR	610	814	NR	740	24	NR	870	0	NR	1000	0	NR
485	248	NR	615	771	NR	745	20	NR	875	0	NR			

REPORT NUMBER: SP1-2407-157-8

Scotopic Flux vs. Wavelength



Scotopic Lumens: NR

S/P: 1.66

λ (nm)	Power W [^] /nm	Lumens (φ/nm)	λ (nm)	Power W [^] /nm	Lumens (φ/nm)	λ (nm)	Power W [^] /nm	Lumens (φ/nm)	λ (nm)	Power W [^] /nm	Lumens (φ/nm)	λ (nm)	Power W [^] /nm	Lumens (φ/nm)
360	0	NR	490	289	NR	620	725	NR	750	17	NR	880	0	NR
365	0	NR	495	351	NR	625	673	NR	755	15	NR	885	0	NR
370	0	NR	500	414	NR	630	619	NR	760	13	NR	890	0	NR
375	0	NR	505	470	NR	635	562	NR	765	11	NR	895	0	NR
380	0	NR	510	513	NR	640	506	NR	770	9	NR	900	0	NR
385	0	NR	515	546	NR	645	452	NR	775	8	NR	905	0	NR
390	0	NR	520	571	NR	650	400	NR	780	7	NR	910	0	NR
395	1	NR	525	592	NR	655	352	NR	785	6	NR	915	0	NR
400	3	NR	530	606	NR	660	307	NR	790	5	NR	920	0	NR
405	6	NR	535	624	NR	665	267	NR	795	4	NR	925	0	NR
410	12	NR	540	642	NR	670	231	NR	800	4	NR	930	0	NR
415	22	NR	545	663	NR	675	199	NR	805	3	NR	935	0	NR
420	44	NR	550	686	NR	680	171	NR	810	3	NR	940	0	NR
425	83	NR	555	713	NR	685	146	NR	815	2	NR	945	0	NR
430	150	NR	560	745	NR	690	125	NR	820	2	NR	950	0	NR
435	267	NR	565	774	NR	695	106	NR	825	2	NR	955	0	NR
440	466	NR	570	806	NR	700	90	NR	830	1	NR	960	0	NR
445	804	NR	575	835	NR	705	76	NR	835	1	NR	965	0	NR
450	1000	NR	580	858	NR	710	65	NR	840	1	NR	970	0	NR
455	715	NR	585	875	NR	715	55	NR	845	1	NR	975	0	NR
460	492	NR	590	884	NR	720	47	NR	850	1	NR	980	0	NR
465	402	NR	595	880	NR	725	40	NR	855	1	NR	985	0	NR
470	288	NR	600	868	NR	730	34	NR	860	1	NR	990	0	NR
475	226	NR	605	844	NR	735	28	NR	865	1	NR	995	0	NR
480	227	NR	610	814	NR	740	24	NR	870	0	NR	1000	0	NR
485	248	NR	615	771	NR	745	20	NR	875	0	NR			

REPORT NUMBER: SP1-2407-157-8

Melanopic Flux vs. Wavelength



Melanopic Lumens: NR

M/P: 3.37

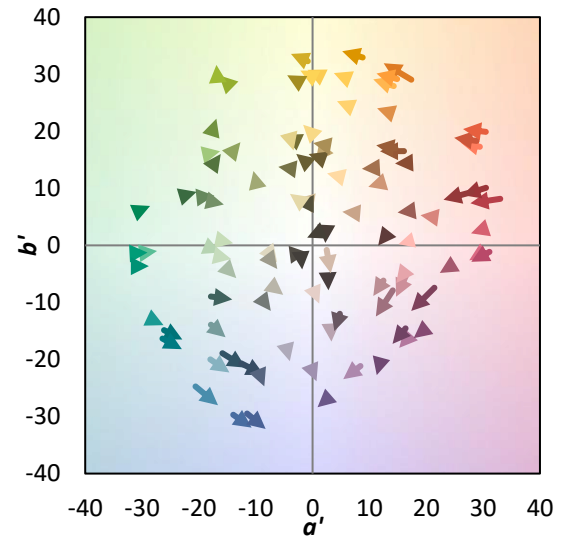
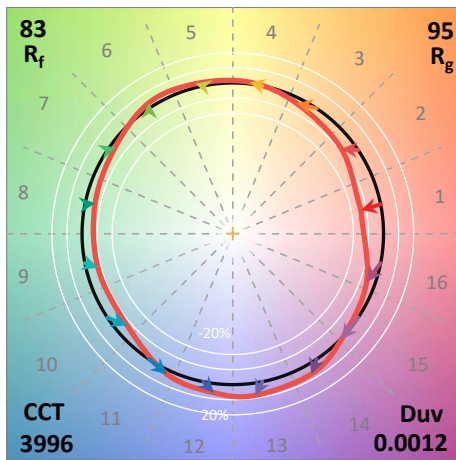
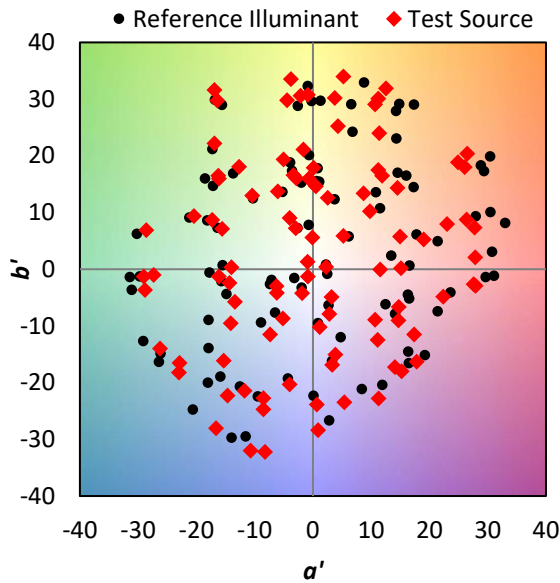
λ (nm)	Power W [^] /nm	Lumens (φ/nm)	λ (nm)	Power W [^] /nm	Lumens (φ/nm)	λ (nm)	Power W [^] /nm	Lumens (φ/nm)	λ (nm)	Power W [^] /nm	Lumens (φ/nm)	λ (nm)	Power W [^] /nm	Lumens (φ/nm)
360	0	NR	490	289	NR	620	725	NR	750	17	NR	880	0	NR
365	0	NR	495	351	NR	625	673	NR	755	15	NR	885	0	NR
370	0	NR	500	414	NR	630	619	NR	760	13	NR	890	0	NR
375	0	NR	505	470	NR	635	562	NR	765	11	NR	895	0	NR
380	0	NR	510	513	NR	640	506	NR	770	9	NR	900	0	NR
385	0	NR	515	546	NR	645	452	NR	775	8	NR	905	0	NR
390	0	NR	520	571	NR	650	400	NR	780	7	NR	910	0	NR
395	1	NR	525	592	NR	655	352	NR	785	6	NR	915	0	NR
400	3	NR	530	606	NR	660	307	NR	790	5	NR	920	0	NR
405	6	NR	535	624	NR	665	267	NR	795	4	NR	925	0	NR
410	12	NR	540	642	NR	670	231	NR	800	4	NR	930	0	NR
415	22	NR	545	663	NR	675	199	NR	805	3	NR	935	0	NR
420	44	NR	550	686	NR	680	171	NR	810	3	NR	940	0	NR
425	83	NR	555	713	NR	685	146	NR	815	2	NR	945	0	NR
430	150	NR	560	745	NR	690	125	NR	820	2	NR	950	0	NR
435	267	NR	565	774	NR	695	106	NR	825	2	NR	955	0	NR
440	466	NR	570	806	NR	700	90	NR	830	1	NR	960	0	NR
445	804	NR	575	835	NR	705	76	NR	835	1	NR	965	0	NR
450	1000	NR	580	858	NR	710	65	NR	840	1	NR	970	0	NR
455	715	NR	585	875	NR	715	55	NR	845	1	NR	975	0	NR
460	492	NR	590	884	NR	720	47	NR	850	1	NR	980	0	NR
465	402	NR	595	880	NR	725	40	NR	855	1	NR	985	0	NR
470	288	NR	600	868	NR	730	34	NR	860	1	NR	990	0	NR
475	226	NR	605	844	NR	735	28	NR	865	1	NR	995	0	NR
480	227	NR	610	814	NR	740	24	NR	870	0	NR	1000	0	NR
485	248	NR	615	771	NR	745	20	NR	875	0	NR			

Summary

$R_f = 82.6$
 $R_g = 95.1$
 CIE $R_a = 80.6$
 $R_g = -5.8$



Color Vector Graphics



Individual Sample Fidelity Index ($R_{f,i}$)

CES01 = 85	CES26 = 79	CES51 = 94	CES76 = 72
CES02 = 61	CES27 = 93	CES52 = 94	CES77 = 82
CES03 = 31	CES28 = 90	CES53 = 88	CES78 = 71
CES04 = 69	CES29 = 83	CES54 = 89	CES79 = 91
CES05 = 48	CES30 = 95	CES55 = 88	CES80 = 88
CES06 = 50	CES31 = 86	CES56 = 84	CES81 = 80
CES07 = 40	CES32 = 78	CES57 = 84	CES82 = 95
CES08 = 39	CES33 = 90	CES58 = 84	CES83 = 95
CES09 = 29	CES34 = 85	CES59 = 90	CES84 = 90
CES10 = 74	CES35 = 92	CES60 = 91	CES85 = 78
CES11 = 57	CES36 = 85	CES61 = 87	CES86 = 73
CES12 = 63	CES37 = 91	CES62 = 87	CES87 = 83
CES13 = 42	CES38 = 95	CES63 = 84	CES88 = 86
CES14 = 74	CES39 = 98	CES64 = 78	CES89 = 76
CES15 = 71	CES40 = 94	CES65 = 75	CES90 = 87
CES16 = 46	CES41 = 98	CES66 = 75	CES91 = 72
CES17 = 49	CES42 = 92	CES67 = 73	CES92 = 62
CES18 = 56	CES43 = 88	CES68 = 77	CES93 = 78
CES19 = 71	CES44 = 99	CES69 = 82	CES94 = 60
CES20 = 65	CES45 = 93	CES70 = 72	CES95 = 70
CES21 = 86	CES46 = 90	CES71 = 67	CES96 = 82
CES22 = 78	CES47 = 95	CES72 = 89	CES97 = 90
CES23 = 91	CES48 = 84	CES73 = 65	CES98 = 84
CES24 = 90	CES49 = 89	CES74 = 93	CES99 = 73
CES25 = 71	CES50 = 94	CES75 = 69	



Color Rendition by Hue-Angle Bin



Measure Comparisons



(END OF REPORT)